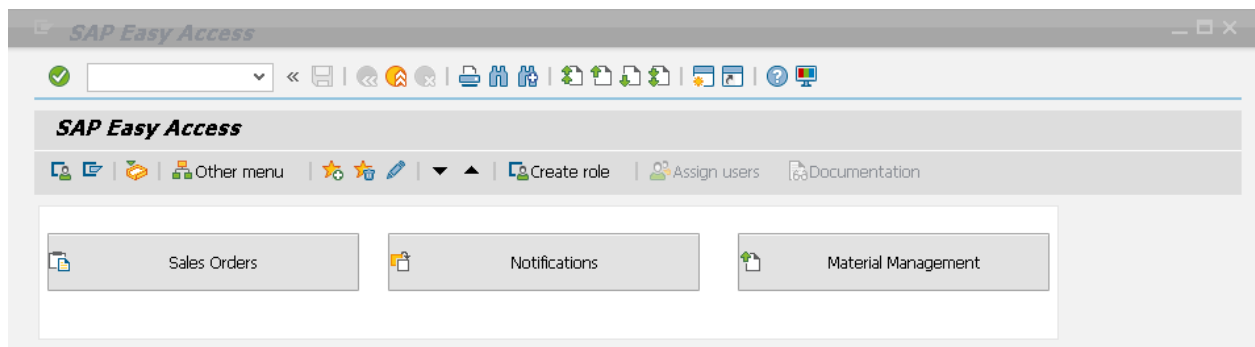


Liquid UI: Using pushbutton to Change the Directory

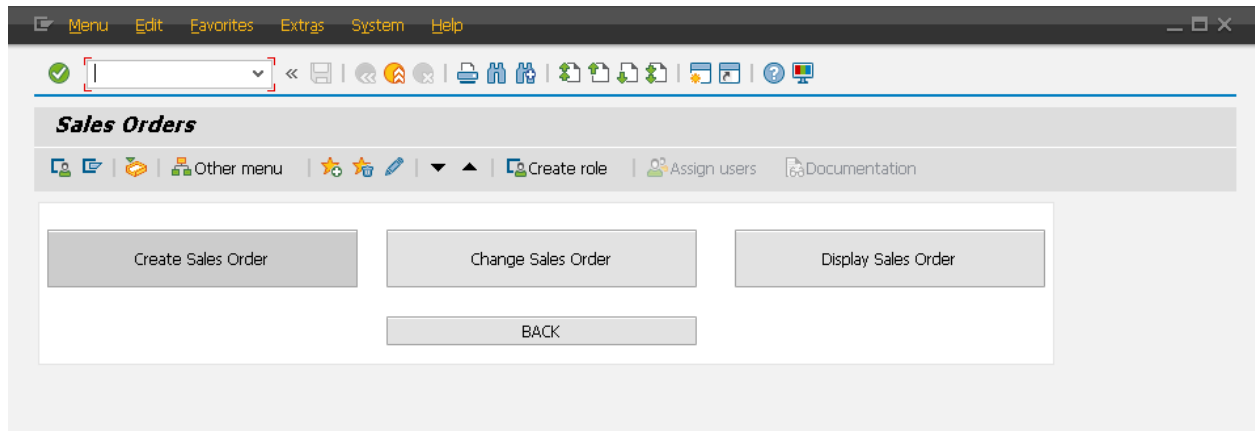
In this example, pushbuttons are used to change the current directory. This means the location of where the LiquidUI will look for the scripts will change when the button is clicked. This is useful for testing and even is used when implementing if the user wants to keep the scripts separate based on scenarios.

User Interface

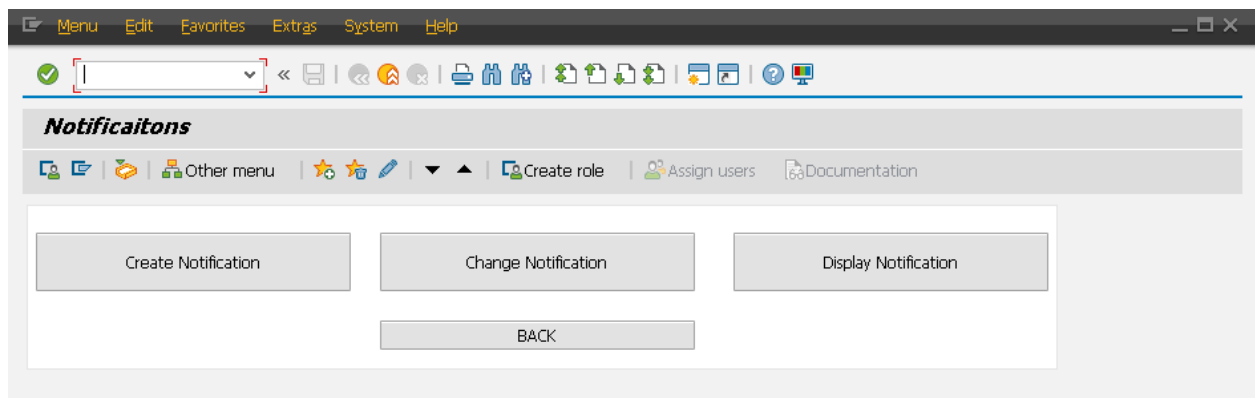
Log in to SAP. Three buttons are displayed for the user, each changing the directory to another folder with another script inside it.



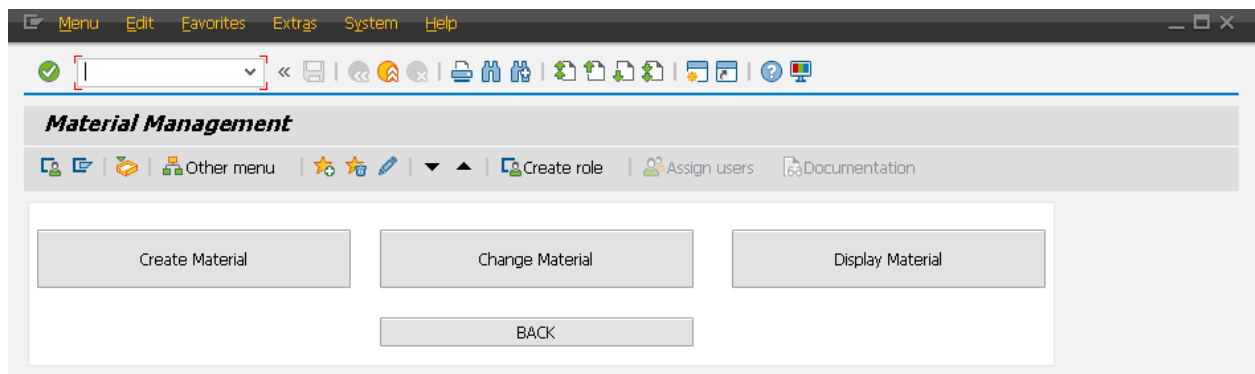
When “Sales Orders” is clicked:



When “Notifications” is clicked:

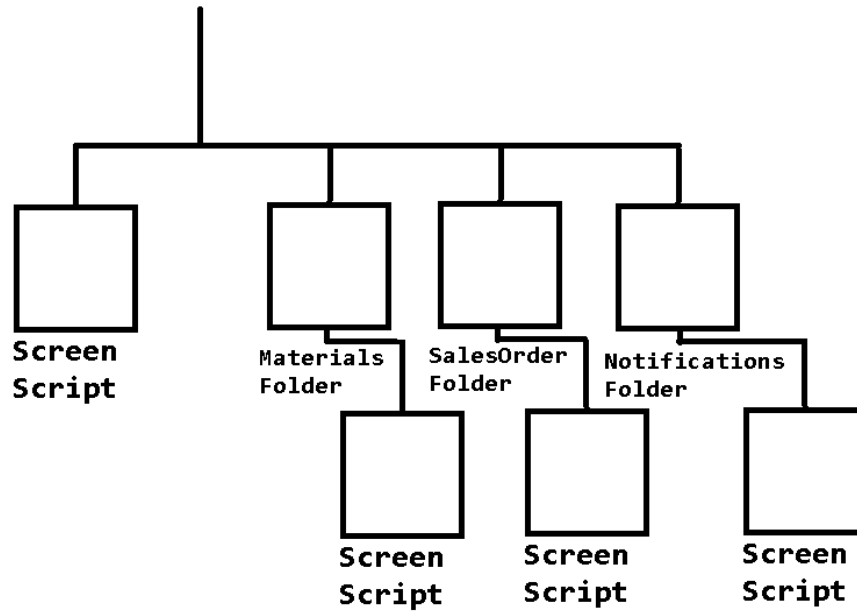


When “Material Management” is clicked:



The structure of the directory is shown below:

C:\GuiXT\Tutorials\Forum



Liquid UI Code [Script]

C:\GuiXT\Tutorials\Forum\

```
C:\GuiXT\Tutorials\Forum\SAPLSMTR_NAVIGATION.E0100.sjs - Notepad++ [Administrator]
File Edit Search View Encoding Language Settings Macro Run Plugins Window ?
SAPLSMTR_NAVIGATION.E0100.sjs SAPLSMTR_NAVIGATION.E0100.sjs SAPLSMTR_NAVIGATION.E0100.sjs SAPLSMTR_NAVIGATION.E0100.sjs
1 clearscreen();
2
3 dirMain = 'C:\GuiXT\Tutorials\Forum';
4 dirSalesOrders = dirMain + '\\SalesOrder\\';
5 dirNotifications = dirMain + '\\Notifications\\';
6 dirMaterials = dirMain + '\\Materials\\';
7
8 box([0,0], [4,109], "");
9 pushbutton([1,1], '@2V@Sales Orders', '/nsession_manager/dl='+dirSalesOrders, {'size': [2,33]});
10 pushbutton([1,38], '@2Q@Notifications', '/nsession_manager/dl='+dirNotifications, {'size': [2,33]});
11 pushbutton([1,76], '@2Z@Material Management', '/nsession_manager/dl='+dirMaterials, {'size': [2,33]});
```

C:\GuiXT\Tutorials\Forum\Materials

```
C:\GuiXT\Tutorials\Forum\Notifications\SAPLSMTR_NAVIGATION.E0100.sjs - Notepad++ [Administrator]
File Edit Search View Encoding Language Settings Macro Run Plugins Window ?
SAPLSMTR_NAVIGATION.E0100.sjs SAPLSMTR_NAVIGATION.E0100.sjs SAPLSMTR_NAVIGATION.E0100.sjs SAPLSMTR_NAVIGATION.E0100.sjs
1 clearscreen();
2
3 title("Notificaitons");
4
5 box([0,0], [5,109], "");
6 pushbutton([1,1], 'Create Notification', '/niw21', {'size': [2,33]});
7 pushbutton([1,38], 'Change Notification', '/niw22', {'size': [2,33]});
8 pushbutton([1,76], 'Display Notification', '/niw23', {'size': [2,33]});
9
10 pushbutton([4,38], 'BACK', '/nsession_manager/dl='+dirMain, {'size': [1,33]});
```

C:\GuiXT\Tutorials\Forum\SalesOrder

```
C:\GuiXT\Tutorials\Forum\SalesOrder\SAPLSMTR_NAVIGATION.E0100.sjs - Notepad++ [Administrator]
File Edit Search View Encoding Language Settings Macro Run Plugins Window ?
SAPLSMTR_NAVIGATION.E0100.sjs SAPLSMTR_NAVIGATION.E0100.sjs SAPLSMTR_NAVIGATION.E0100.sjs SAPLSMTR_NAVIGATION.E0100.sjs
1 clearscreen();
2
3 title("Sales Orders");
4
5 box([0,0], [5,109], "");
6 pushbutton([1,1], 'Create Sales Order', '/nva01', {'size': [2,33]});
7 pushbutton([1,38], 'Change Sales Order', '/nva02', {'size': [2,33]});
8 pushbutton([1,76], 'Display Sales Order', '/nva03', {'size': [2,33]});
9
10 pushbutton([4,38], 'BACK', '/nsession_manager/dl='+dirMain, {'size': [1,33]});
```

C:\GuiXT\Tutorials\Forum\Notifications

```
C:\GuiXT\Tutorials\Forum\Materials\SAPLSMTR_NAVIGATION.E0100.sjs - Notepad++ [Administrator]
File Edit Search View Encoding Language Settings Macro Run Plugins Window ?
SAPLSMTR_NAVIGATION.E0100.sjs SAPLSMTR_NAVIGATION.E0100.sjs SAPLSMTR_NAVIGATION.E0100.sjs SAPLSMTR_NAVIGATION.E0100.sjs
1 clearscreen();
2
3 title("Material Management");
4
5 box([0,0], [5,109], "");
6 pushbutton([1,1], 'Create Material', '/rmm01', {'size': [2,33]});
7 pushbutton([1,38], 'Change Material', '/rmm02', {'size': [2,33]});
8 pushbutton([1,76], 'Display Material', '/rmm03', {'size': [2,33]});
9
10 pushbutton([4,38], 'BACK', '/nsession_manager/dl='+dirMain, {'size': [1,33]});
```