

Opening File Dialog/Select File Pop-up in Liquid UI

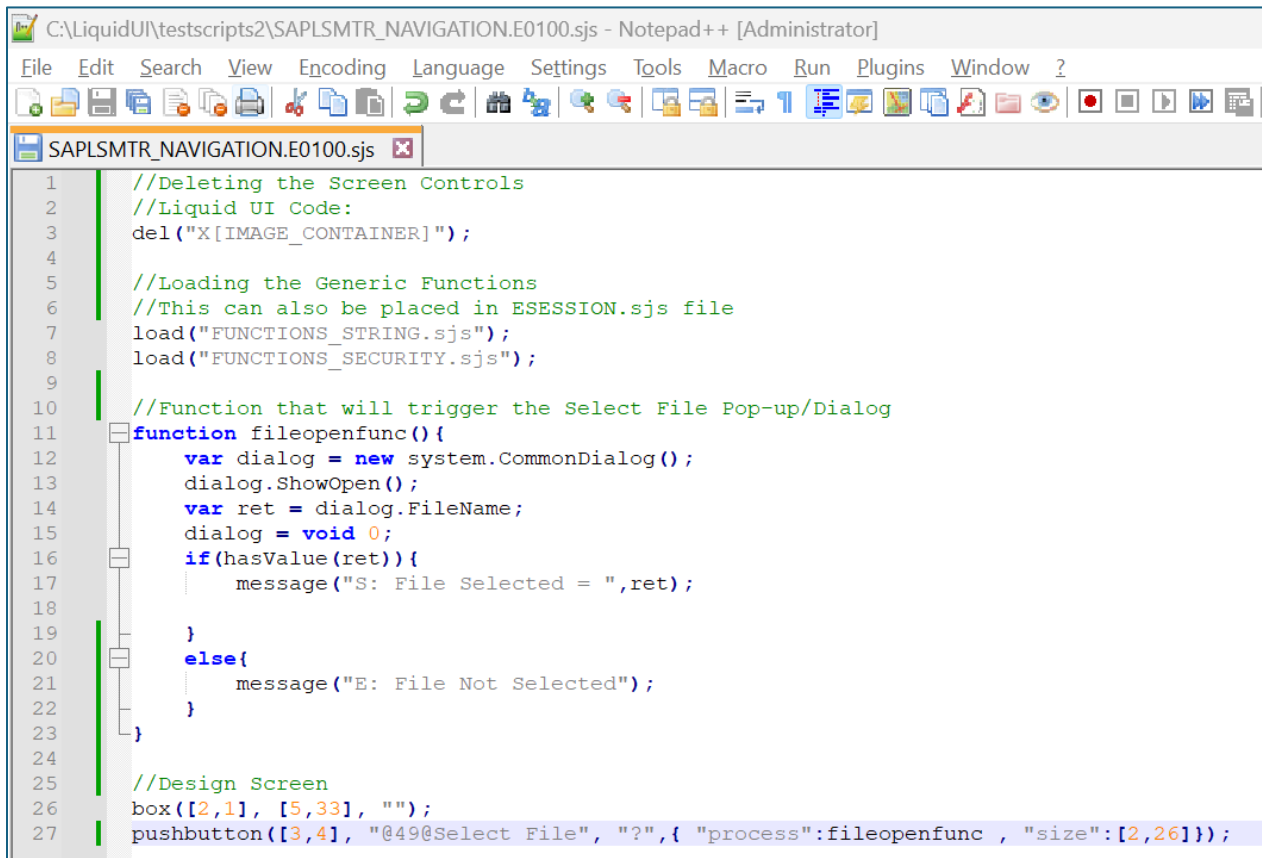
Purpose: To Open the Select File Pop-up screen in SAP using Liquid UI

-When working with the File Dialog/Select File Pop-up in Liquid UI, errors like "primitive undefined" or "ActiveX Object class not registered" might occur. This article helps resolve these issues and demonstrates a simple, effective way to open the native Windows Select File Pop-up/Dialog in SAP.

Please follow the below steps:

Step-1: Open the Script file "SAPLSTMTR_NAVIGATION.E0100.sjs" or Create it if it is not present in the WS Directory as configured in the "guixt.sjs" file.

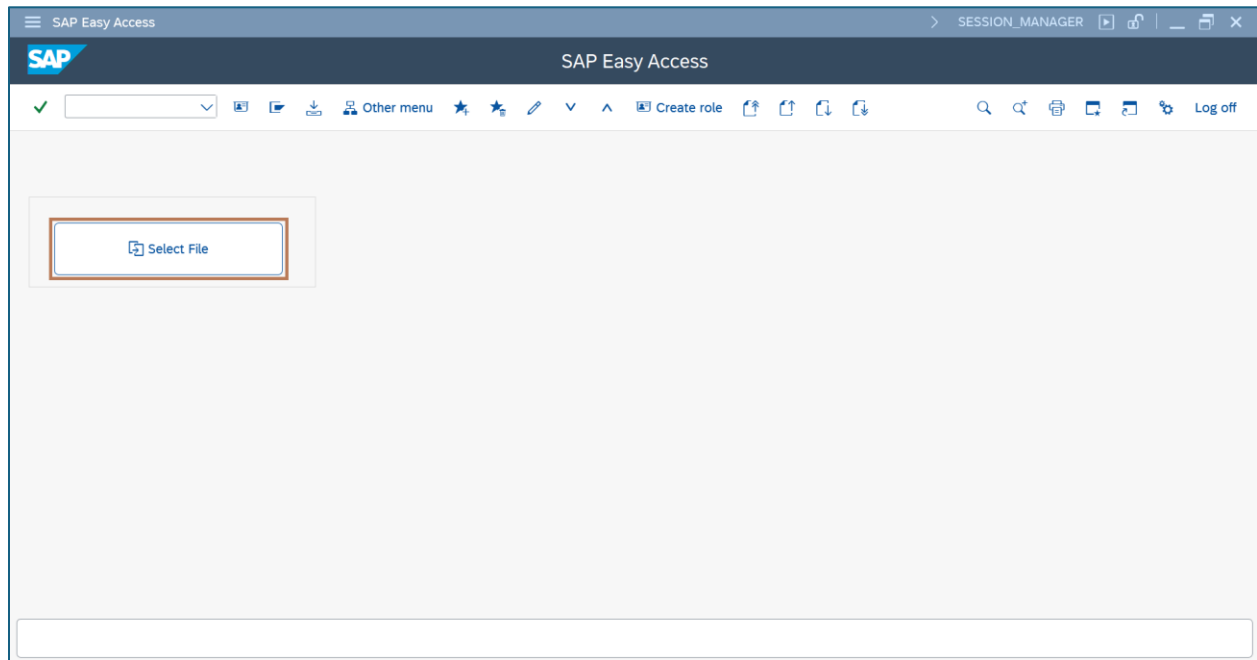
Step-2: Add the below Code Snippet and Save it.



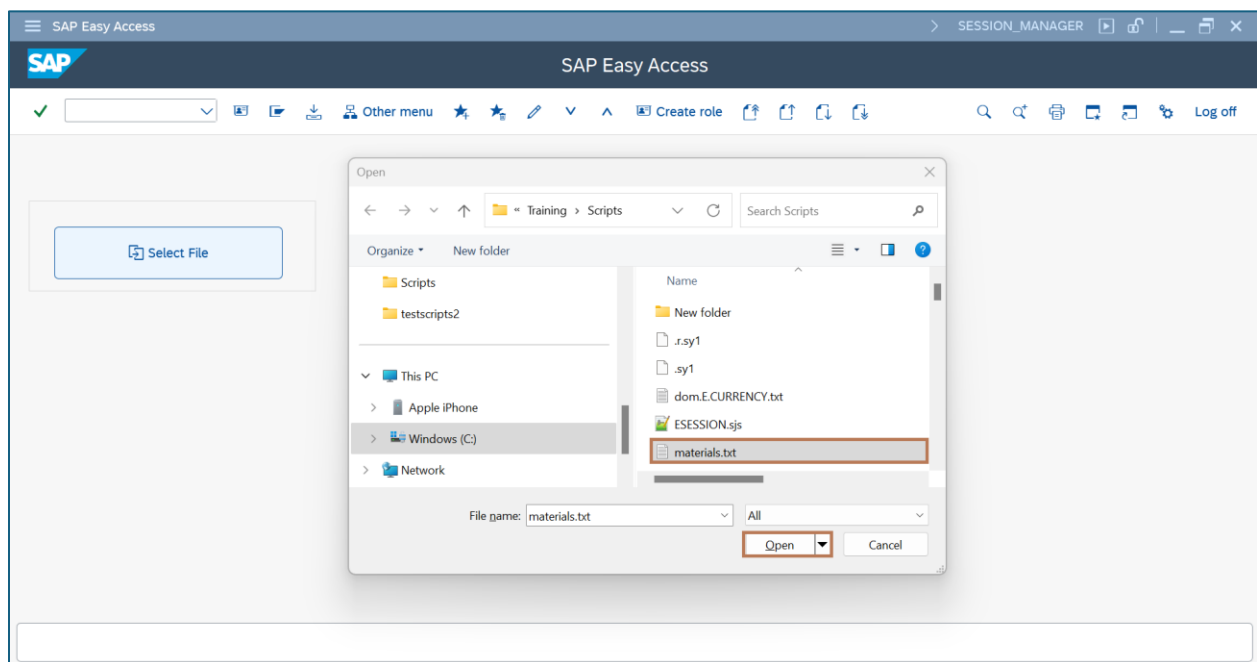
```

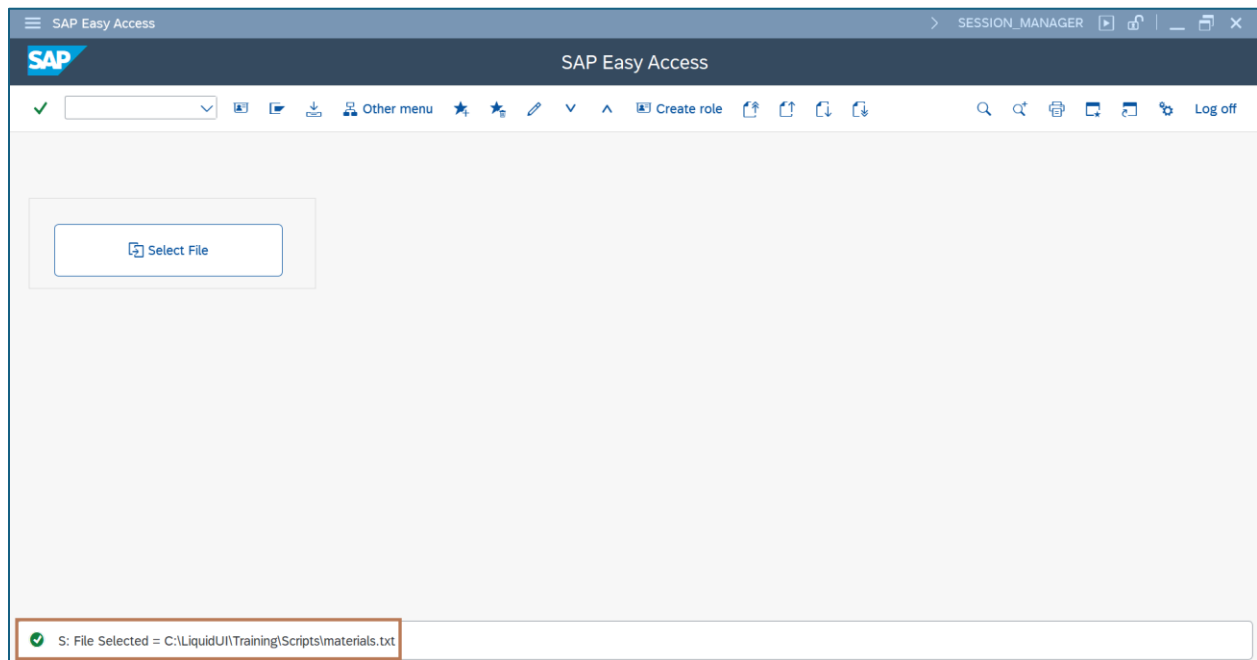
1 //Deleting the Screen Controls
2 //Liquid UI Code:
3 del("X[IMAGE_CONTAINER]");
4
5 //Loading the Generic Functions
6 //This can also be placed in ESESSION.sjs file
7 load("FUNCTIONS_STRING.sjs");
8 load("FUNCTIONS_SECURITY.sjs");
9
10 //Function that will trigger the Select File Pop-up/Dialog
11 function fileopenfunc(){
12     var dialog = new system.CommonDialog();
13     dialog.ShowOpen();
14     var ret = dialog.FileName;
15     dialog = void 0;
16     if(hasValue(ret)){
17         message("S: File Selected = ",ret);
18     }
19     else{
20         message("E: File Not Selected");
21     }
22 }
23
24
25 //Design Screen
26 box([2,1], [5,33], "");
27 pushbutton([3,4], "@49@Select File", "?",{ "process":fileopenfunc , "size":[2,26]});
  
```

Step -3: Login to SAP and on SAP Easy Access Screen Click on the Select File push button as shown below:

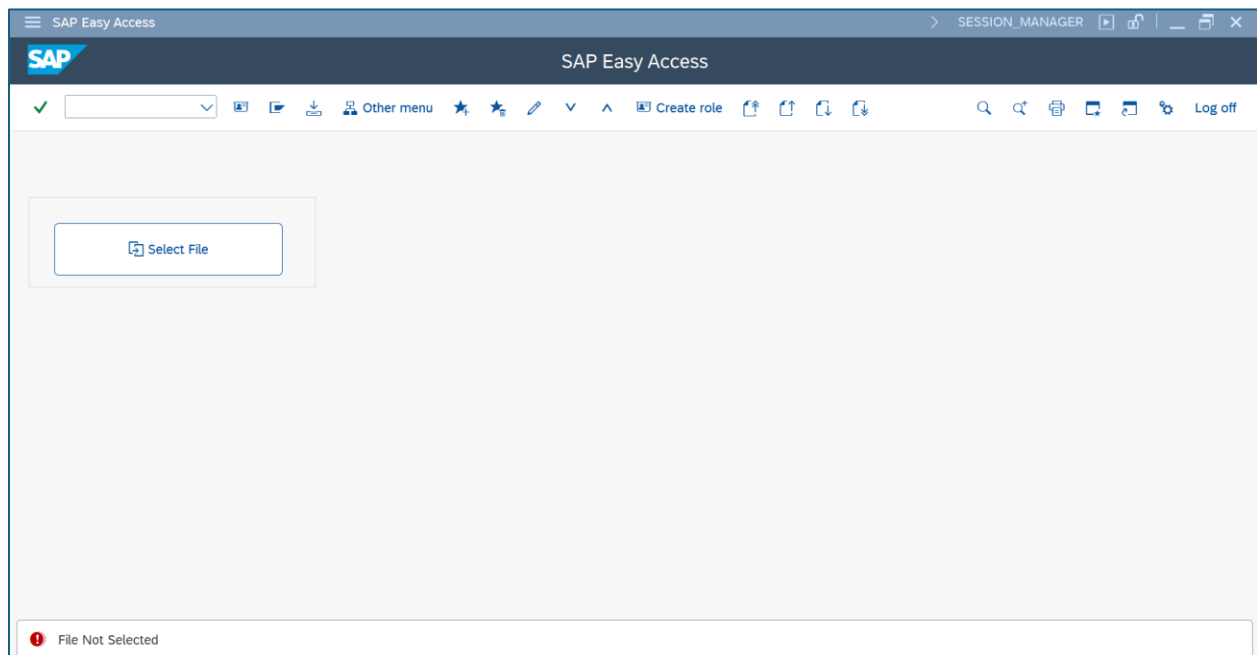


Step -4: File Dialog will Popup, Select the file.





When no file is selected, it will display File Not Selected.



Liquid UI Script

//Deleting the Screen Controls

//Liquid UI Code:

```
del("X[IMAGE_CONTAINER]");
```

//Loading the Generic Functions

//This can also be placed in ESESSION.sjs file

```
load("FUNCTIONS_STRING.sjs");
```

```
load("FUNCTIONS_SECURITY.sjs");
```

//Function that will trigger the Select File Pop-up/Dialog

```
function fileopenfunc(){  
    var dialog = new system.CommonDialog();  
    dialog.ShowOpen();  
    var ret = dialog.FileName;  
    dialog = void 0;  
    if(hasValue(ret)){  
        message("S: File Selected = ",ret);  
    }  
    else{  
        message("E: File Not Selected");  
    }  
}
```

//Design Screen

```
box([2,1], [5,33], "");
```

```
pushbutton([3,4], "@49@Select File", "?",{ "process":fileopenfunc , "size":[2,26]});
```

****END****