

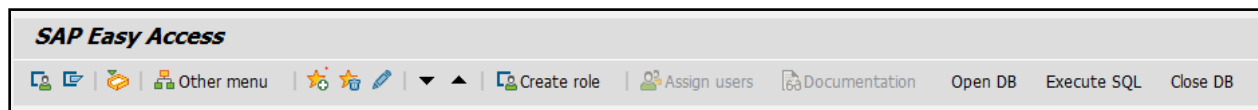
Liquid UI: External Database Connection from SAPGUI

Purpose

To create a connection to an external Database from SAPGUI and interact with it and close the connection.

User Interface

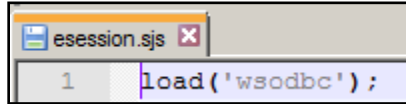
Log into SAP and on the SAP Easy Access Screen you will see the toolbar pushbuttons to Open DB, Execute SQL and Close DB.



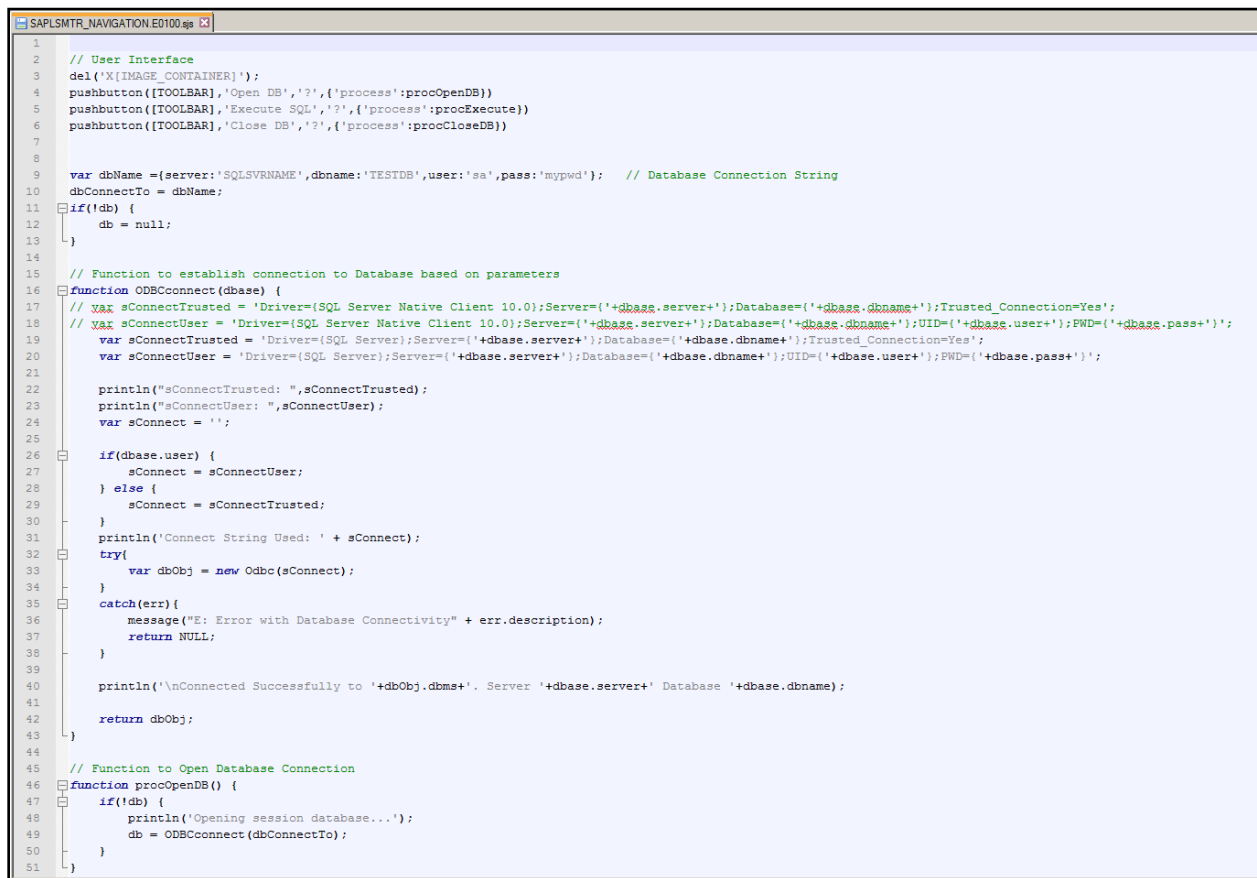
Liquid UI Code [Script]

User Interface file –

ESESSION.sjs



SAPLSMTR_NAVIGATION.E0100.sjs



```

53 // Function to execute commands/scripts once the connection is established
54 function procExecute() {
55     if(db) {
56         println('DB Details:'+db.dbms);
57         var strSQL = "select * from usertbl";
58         for record <- db.exec('select username from usertbl') {
59             println(record['username']);
60         }
61     } else {
62         return('E: Database Connection/Reference Lost');
63     }
64 }
65
66 // Function to Close Database Connection
67 function procCloseDB() {
68     if(db) {
69         println('Closing ODBC Connection');
70         db = null;
71     }
72 }

```